








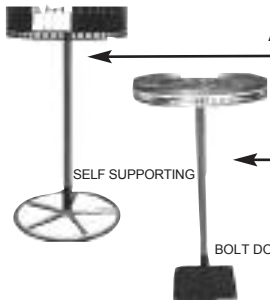




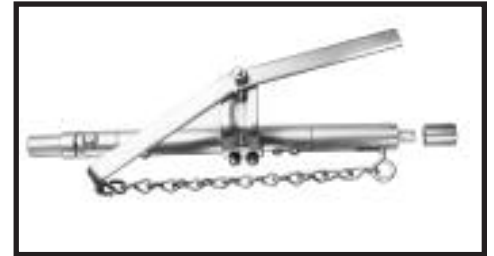




CAT. REF.	DESCRIPTION	PART #	SIZE	WEIGHT EACH	QUANTITY	PRICE EACH	EXT.
22		Hanger Carrier	22HC24	24"	1.0	_____	\$ 7.05
			22HC30	30"	1.2	_____	7.74
			22HC36	36"	1.3	_____	8.36
		Rail Slik	22LRS	1 Qt.	2.0	_____	18.09
		Anti-Friction Spray	22AFS	20 Oz.	1.1	_____	10.58
23		Poly Bag Holder 3 Roll, Rail Mount	22PBH3R	----	13.	_____	\$ 57.96
		Bagging Jack (Self - Supporting)	22BJ	----	14.	_____	77.62
		Poly Dispensing Rack 3 Roll with Bagging Jack	22PDR3R	Floor Space: 18" x 30"	31.	_____	147.81
		Replacement Jack for Dispensing Rack	22PDRJ	----	6.5	_____	59.50
24		Assembly Rail 4 orders per foot	22AR - 20	5'	15.	_____	\$129.73
		Assembly Rail 5 orders per foot	22AR - 25	5'	15.	_____	152.16
		Assembly Rail 12 pieces per foot	22AR - 60	5'	5.	_____	122.04
		Assembly Reels	22RL - 50 orders	36"	84.	_____	948.02
			22RL - 100 pcs.	45"	80.	_____	870.49
			22RL - 120 pcs.	36"	70.	_____	849.50
<u>SPECIFY SELF SUPPORTING OR BOLT DOWN</u>							
	Assembly Invoice Clips	22AIC	----	.02	_____	\$1.59	
	Hook, Combiner 2 Plane	22HKC - 2	1/8" x 4 1/2"	.07	_____	1.25	
	Hook, Sack Carrying 1 Plane	22HSC - 1 In Line	3/16" x 4"	.05	_____	1.43	
	Hook, Sack Carrying 2 Plane	22HSC - 2 RT ✕	3/16" x 6"	.07	_____	1.61	




RAILEX CORP.












Price List for the System 200 and the System 220











The Railex System 200 is a monorail and storage system designed for moving, storing, and sorting wearing apparel. It is modular in design and can be added to as required, or dismantled and relocated. The rails are suspended from the overhead building structures, headers between uprights, or cantilever arms on uprights. Hangered garments may be hung directly on the rail or from trolleys. Bulk or folded goods may be placed in canvas or steel baskets suspended from the same trolleys. Movement from one rail to another is with manual or automatic switches. For movement between two levels, vertical and inclined conveyors are available.






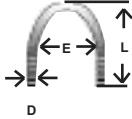
NOTE: This is a partial list. Inquire for items not listed. NO MINIMUM QUANTITY REQUIREMENT.

CAT. REF.	DESCRIPTION	O.D. INCH	SIZE	GAUGE	WALL	LENGTH (FT.)	BUNDLE	WEIGHT PER BUNDLE	WEIGHT PER 100 FEET	QUANTITY	PRICE PER FOOT	EXT.	
2	STEEL TUBING												
		Zinc Plated	1 1/16"	GT	14	.083	21	127	2320	87	_____	\$ 1.95	_____
		High Strength	1 5/16"	KT	14	.083	21 , 24	91	2100,2400	110	_____	2.40	_____
		Bright	1.66	LT-14	14	.083	21 , 24	61	1820,2080	142	_____	3.12	_____
		Smooth	1.66	LT-12	12	.109	21 , 24	61	2331,2665	182	_____	3.84	_____
			2.38"	QT-11	11	.120	21	37	2682	305	_____	6.02	_____

CAT. REF.	DESCRIPTION	PART #	SIZE	WEIGHT PER 100	QUANTITY	PRICE EACH	EXT.	
3	SUSPENSION SUPPORTS							
		Ceiling Bolt with Expander	GB1	G only	31	_____	\$ 10.05	_____
		Flange Clamp	G1	G / GT	72	_____	11.36	_____
			K1	K / KT	78	_____	11.36	_____
		Jack Set	2 K6	K / KT	143	_____	29.23	_____
			2 L6	L / LT	184	_____	31.19	_____
			2 M6	M	200	_____	35.09	_____
		Flange and Nipple (1 hole)	K8D	K / KT	36	_____	6.84	_____
			L8D	L / LT	36	_____	7.04	_____
		Flange and Nipple (2 hole)	K6D	K / KT	50	_____	8.27	_____
			L6D	L / LT	56	_____	8.44	_____
			M6D	M	85	_____	9.77	_____
		Strap, Heavy Duty	G9	G / GT	18	_____	3.49	_____
			K9	K / KT	32	_____	3.72	_____
			L9	L / LT	36	_____	4.07	_____
	Header Clamp	K - L10	K/KT-L/LT	60	_____	5.27	_____	
	Suspension Clamp (beam)	2 G11	G / GT	114	_____	11.36	_____	
		2 K11	K / KT	122	_____	11.36	_____	
	Suspension Clamp (1 hole) Adjustable	2 G12	G / GT	82	_____	10.23	_____	
		2 K12	K / KT	90	_____	10.23	_____	
	Suspension Clamp (2 hole) Adjustable	2 G13	G / GT	100	_____	11.55	_____	
		2 K13	K / KT	108	_____	11.55	_____	
	20" x 20" Dished Base (28" Diagonal)	2LBAS20	L / LT	1600	_____	93.80	_____	
		2QBAS20	Q / QT	1800	_____	107.50	_____	







CAT. REF.	DESCRIPTION	PART #	SIZE	WEIGHT PER 100	QUANTITY	PRICE EACH	EXT.	
4	RAIL SUPPORTS							
		Rail Support	G2	G / GT	96	_____	\$ 5.65	_____
		Rail Suspension Assembly	2G23N	L / LT	198	_____	13.00	_____
		Close Rail Support	CB2-5"	5.5"	113	_____	9.24	_____
			CB2-3"	3.0"	100	_____	9.24	_____
		Guard Rail Support	GR2	G / GT	126	_____	11.15	_____
		Header Rail Support	2 UB2-5"	L / LT	143	_____	11.35	_____
			2 UB2-3"	L / LT	130	_____	11.35	_____
		Manual Stop Rail Support	SG2	G / GT	134	_____	10.90	_____
		Manual Stop Clamp On	SGHONLY		50	_____	11.19	_____
		Suspension Nipple	2G14	GTX 6"x 5/16"	TRD	50	_____	8.43
	Suspension Nipple	2K14	KTX 6"x 5/16"	TRD	70	_____	8.43	_____
	Suspension Nipple	2G15	GTX 6"x 3/8"	TRD	50	_____	9.23	_____
	Suspension Nipple	2K15	KTX 6"x 3/8"	TRD	70	_____	9.23	_____

NOTE: NO MINIMUM REQUIREMENT


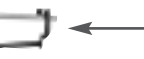



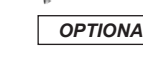





CAT. REF.	DESCRIPTION	PART #	SIZE	WEIGHT PER 100	QUANTITY	PRICE EACH	EXT.		
13	INSTALLATION HARDWARE (cont.)								
		End Caps							
		1.06 O.D. Rubber	RCG20	GT	7	_____	\$.87	_____	
		1.32 O.D. Rubber	RCK22	KT	11	_____	1.01	_____	
		1.66 O.D. Plastic	PCL24	LT	3	_____	1.10	_____	
		Angle Clip							
		1 Hole	2AC12	1 1/2" x 2" x 1 1/2"	13	_____	1.45	_____	
		2 Hole	2AC13	1 1/2" x 2" x 4"	43	_____	1.95	_____	
		Beam Clamp, Heavy	2BC11	3/8"	63	_____	6.67	_____	
		6" Nipple w/ Weld Nut	2NI6W-GT	GT x 3/8"	50	_____	6.76	_____	
			2NI6W-KT	KT x 3/8"	66	_____	6.76	_____	
		Angle Iron							
		Painted Black	2AI15B	1 1/2" x 1/8" x 20'	125	_____ PER FT.	3.37	_____	
		Unpainted	2AI15U	1 1/2" x 1/8" x 20'	123	_____ PER FT.	2.69	_____	
		U Bolt		D E L					
FU3122			5/16"	1 3/4"	2 1/4"	13	_____	.95	_____
FU3130			5/16"	1 3/4"	3"	13	_____	.97	_____
FU3131			5/16"	2 1/2"	3"	13	_____	1.11	_____
FU3135			5/16"	2"	3 1/2"	25	_____	1.24	_____
FU3740			3/8"	2 1/2"	4"	25	_____	1.61	_____
FU3741			3/8"	3"	4 1/8"	25	_____	1.71	_____
FU3746	3/8"	3 1/2"	4 5/8"	28	_____	2.00	_____		






SYSTEM 220













Garment Handling Accessories





CAT. REF.	DESCRIPTION	PART #	SIZE	WEIGHT EACH	QUANTITY	PRICE EACH	EXT.	
22		Alphabet Oblong Dividers	22ADO	Set of 26	.60	_____	\$ 24.43	_____
		Alphabet Round Dividers	22ADR	Set of 26	.50	_____	22.47	_____
		Blank Round Dividers	22BDR	Set of 26	.50	_____	20.53	_____
		Multi-Hanger	22MH-S	Standard	1.5	_____	43.52	_____
			22MH-BB	Ball Bearing	3.0	_____	67.79	_____
		Garment Pole <small>MINIMUM ORDER-3</small>	22GP-36	36"	.7	_____	17.42	_____
			22GP-48	48"	.8	_____	20.51	_____
			22GP-60	60"	1.0	_____	24.38	_____
			22GP-72	72"	1.2	_____	26.95	_____
			22GP-84	84"	1.4	_____	30.18	_____
			22GP-96	96"	1.6	_____	34.89	_____
		Hanger Stacker for Wire Hanger	22HS1	---	2.0	_____	24.66	_____

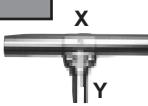

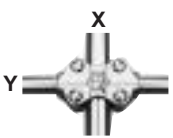



NOTE: NO MINIMUM REQUIREMENT






CAT. REF.	DESCRIPTION	SPOOL O.D.	LOAD RATING	PART #	SIZE	WEIGHT EACH	QUANTITY	PRICE EACH	EXT.	
11	TROLLEYS									
		* Standard Duty	1.187	200	RT 510 x 36		6.0		\$ 67.84	
		* Nylon Tired	1.187	150	RT 510 NT		6.0		78.68	
		* Heavy Duty	1.375	250	RT 900		7.6		80.50	
		* Load Bar 24" 30" 36" CENTER / CENTER			1 5/16 O.D.					
		Head with Bearings and Arm	1.187	100	RTP 514		1.3		30.68	
		Slide Prevention Pins		---	RTASP		---		.96	
		OPTIONAL Add Bronze Oilite Thrust Bearings			RTP507SP		---		2.05	
		Pivoting Hanger Locking Bar		---	RTHLBP		1.5		27.88	
		Single Wheel	2.250	50	RT 2314		.5		30.68	
	Single Wheel Cloth Carrier	2.250	50	RT 2315		1.0		33.56		
	Trolley Transporter, Heavy Duty			1364	24" x 48"	46.0		269.92		





12	TROLLEY CARRIER ATTACHMENTS	PART #	W	L	H	WEIGHT EACH	QUANTITY	PRICE EACH	EXT.
	Carrier Extension - Rigid	2RE-24", 36"			28 1/2"	3.3		\$19.96	
	Carrier Extension - Folding With Double Lock	2FE-24", 36" 2FEDL-36			28 1/2"	3.9 4.0		29.80 33.35	
	Basket - Folding Canvas	2CB183012 2CB263018	18" 26"	30" 30"	12" 18"	5.5 7.5		Quantity Based	
	Basket - Folding Steel	2SB18 2SB24	18" 24"	36" 36"	36" 36"	27.0 31.5		Quantity Based	
	Load Leveler, Standard	2LL36			36"	6.4		Quantity Based	

13	INSTALLATION HARDWARE	PART #	SIZE	WEIGHT PER 100	QUANTITY	PRICE EACH	EXT.
	Screw, Self Drilling	FSD75	10/32 x 3/4"	.73		.16	
	10/32 Hex Washer	FSD10	10/32 x 1"	.89		.19	
	Anchor 1 piece Nail Drive	FA2814	1/4" x 1 1/4"	2.1		.55	
	Sleeve Locking Bolt	FA5015	3/8" x 1 7/8"	7.5		1.22	
	Stud Set Bolt	FA7413	3/8" x 3"	10.0		1.92	
	Lag Shied, Short	FA1101 FA1151	5/16" x 1/2" 3/8" x 5/8"	3.0 6.7		.87 1.17	
	Lag Bolt	FL3110 FL3115 FL3120 FL3130 FL3710 FL3720 FL3725 FL3730	5/16" x 1" 5/16" x 1 1/2" 5/16" x 2" 5/16" x 3" 3/8" x 1" 3/8" x 2" 3/8" x 2 1/2" 3/8" x 3"	2.9 3.8 4.6 6.4 4.4 6.6 8.0 9.1		.41 .44 .49 .70 .50 .57 .70 1.03	
	Toggle Bolt	FT4341 FT4441 FT4451	5/16" x 4" 3/8" x 4" 3/8" x 5"	14.0 18.0 20.0		1.71 1.88 1.94	
	Washer, Steel	FWA200 FWA300	3/8" x 2" 3/8" x 3"	3.0 17.0		.68 .95	
	Bushing, Wood	FBW106	KT	3.0		.68	
	Rod, Steel	FBW137 FRS037	LT 3/8" x 3"	5.0 9.0		.68 .68	
	Floor Set (3pcs)	FBWR-3	LT	31.0		2.31	

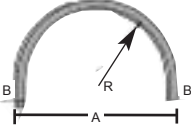
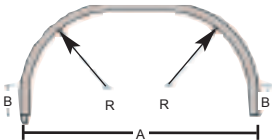
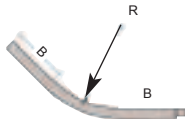
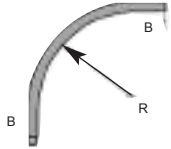
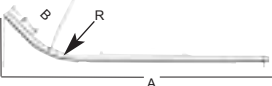

CAT. REF.	DESCRIPTION	PART #	SIZE	WEIGHT PER 100	QUANTITY	PRICE EACH	EXT.
4	RAIL SUPPORTS (cont.)						
		Support Clip	SC2	----	72	_____	\$ 3.69
		Power Free Rail Support For Hard Pushers For Soft Pushers	PF2 - 11	11"	185	_____	14.16
			PF2 - 13.5	13.5"	195	_____	18.26
		Swing Stop	SS2	G / GT	162	_____	6.67
	Weld Rail Support	WS2	2"	40	_____	3.37	
		WS4	4"	55	_____	3.91	

CAT. REF.	DESCRIPTION	PART #	SIZE X Y	PIPE SIZE I.P.S.	WEIGHT PER 100	QUANTITY	PRICE EACH	EXT.
5	BRACE AND CROSS CLAMPS							
		Steel Brace Clamp (3 way)	G3	G G	3/4" 3/4"	66	_____	\$ 4.39
			K3	K K	1" 1"	92	_____	5.18
			L3	L L	1 1/4" 1 1/4"	110	_____	5.79
			KG3	K G	1" 3/4"	70	_____	4.70
			LG3	L G	1 1/4" 3/4"	74	_____	4.89
			LK3	L K	1 1/4" 1"	75	_____	5.27
		Steel Cross Brace Clamp (4 way)	GGX-S	G G	3/4" 3/4"	132	_____	10.59
			KKX-S	K K	1" 1"	140	_____	10.59
			LLX-S	L L	1 1/4" 1 1/4"	160	_____	10.59
			GKX-S	G K	3/4" 1"	136	_____	10.59
			GLX-S	G L	3/4" 1 1/4"	148	_____	10.59
			KLX-S	K L	1" 1 1/4"	148	_____	10.59
		Malleable Style Steel Cross Brace Clamp (4 way)	GGX-M	G G	3/4" 3/4"	130	_____	15.55
			KGX-M	K G	1" 3/4"	144	_____	15.55
			KKX-M	K K	1" 1"	106	_____	15.55
			LLX-M	L L	1 1/4" 1 1/4"	172	_____	16.62
		Cross Clamp	KKX-U	K K	1" 1"	98	_____	14.02
		U Bolt and Plate	GGU-P	G G	3/4" 3/4"	30	_____	4.33
			KKU-P	K K	1" 1"	35	_____	4.62
LLU-P			L L	1 1/4" 1 1/4"	50	_____	6.03	
KGU-P			K G	1" 3/4"	35	_____	4.62	
LKU-P			L K	1 1/4" 1"	50	_____	6.03	
	Plate ONLY	2UBPO	-- --	--	20	_____	2.32	

	Taper	TAPER		KT / GT	195	_____	\$48.60
	Inserts	IN 6		GT	53	_____	2.28
		IN 10		KT	92	_____	2.69
		IN 6		LT - 14	75	_____	2.88
	Inserts 6"	IN 6		LT - 12	75	_____	2.88
	Nipples	NI GTO6		GT x 6"	44	_____	1.51
		NI GT10		GT x 10"	73	_____	2.24
	Rail End Stop	REGT		G / GT	38	_____	3.89
		REKT		K / KT	43	_____	3.93

CAT. REF.	DESCRIPTION	UPRIGHT SIZE	PART #	SIZE	WEIGHT PER 100	QUANTITY	PRICE EACH	EXT.	
6	ARM BRACKETS								
		Double Arm Bracket	K/L/M/P (specify)	4	18"	356	_____	\$ 28.08	_____
					24"	445	_____	31.44	_____
					27"	516	_____	32.88	_____
					30"	570	_____	34.46	_____
					36"	676	_____	36.59	_____
		Single Arm Bracket (specify)	K/L/M/P	5	9"	257	_____	24.00	_____
					12"	300	_____	24.71	_____
					13 1/2"	337	_____	26.00	_____
					15"	363	_____	27.90	_____
					18"	470	_____	30.03	_____
		Triple Arm Bracket	Q (2 3/8")	4	24"	480	_____	35.01	_____
					5	12"	320	_____	28.27
		Wall Bracket	Wall	W7	9"	225	_____	21.72	_____
					12"	250	_____	26.11	_____
					15"	300	_____	30.03	_____
18"					350	_____	33.15	_____	

* PALLET RACK AND OTHER SIZES AND SPECIALS TO ORDER *

CAT. REF.	DESCRIPTION	PART #	WIDTH A	RADIUS R	SIZE	WEIGHT PER 100	QUANTITY	PRICE EACH	EXT.	
7	BENDS									
		180°	B180	24"	12"	GT/KT	479	_____	\$ 33.69	_____
			B180	27"	13 1/2"	GT/KT	508	_____	34.65	_____
			B180	30"	15"	GT/KT	565	_____	36.70	_____
			B180	48"	24"	GT/KT	822	_____	65.37	_____
		90°/90°	B90/90	36"	15"	GT/KT	620	_____	47.96	_____
			B90/90	42"	15"	GT/KT	674	_____	50.07	_____
			B90/90	48"	15"	GT/KT	729	_____	65.37	_____
		45°	B15	---	36"	GT/KT	190	_____	28.42	_____
			B30	---	36"	GT/KT	300	_____	31.97	_____
			B45	---	15"	GT/KT	243	_____	22.65	_____
			B45	---	24"	GT/KT	308	_____	30.87	_____
			B45	---	36"	GT/KT	333	_____	35.32	_____
		90°	B90	---	15"	GT/KT	351	_____	24.20	_____
			B90	---	24"	GT/KT	479	_____	38.70	_____
			B90	---	36"	GT/KT	572	_____	44.38	_____
		Switch Prebend	SPB 45 _{SHORT}	24"	13"	GT/KT	243	_____	22.73	_____
			SPB 68 _{SHORT}	36"	13"	GT/KT	243	_____	25.38	_____
			SPB 45	96"	13"	GT/KT	1172	_____	43.85	_____
			SPB 68	96"	13"	GT/KT	1172	_____	43.85	_____
SPB 23			96"	13"	GT/KT	1172	_____	43.85	_____	
	Guard Rail Bend	GRB 90	---	24"	GT/KT	479	_____	38.70	_____	

CAT. REF.	DESCRIPTION	PART #	SIZE	WEIGHT EACH	QUANTITY	PRICE EACH	EXT.	
8	MASTER SWITCHES							
		Master Switch (2 way)	2 MS2	GT/KT	37.0	_____	\$ 264.85	_____
		Manual Diverter <i>(not shown)</i>	2 MD2	GT	25.0	_____	239.82	_____
		Master Switch (3 way)	2 MS3	GT/KT	40.0	_____	479.67	_____
		Cross Thru Switch Lever Operated	2 LXS	GT/KT	15.0	_____	293.12	_____
		Crossover Switch Spring Operated	2 SXS - 90° - 45°	GT/KT	36.5	_____	293.12	_____
		Cross Thru Switch	CTS	GT/KT	5.0	_____	146.96	_____
	Plate Switch Lever or Spring Operated	PLLS , PLSS	24" 36"	15.6 19.4	_____	206.07 243.38	_____	

9	AUXILIARY SWITCHES			GT	KT	QUANTITY	PRICE EACH	EXT.
	Curved Spring Switch	CSS 45°	GT/KT	2.2	3.8	_____	\$ 87.21	_____
	Curved Lever Switch	CLS 45°	GT/KT	2.2	3.8	_____	81.78	_____
	Straight Spring Switch	SSS	GT/KT	2.2	3.9	_____	87.21	_____
	Straight Lever Switch	SLS	GT/KT	2.2	3.9	_____	81.78	_____
	Hinged Knife Switch	HKS 32"	GT/KT	4.5	7.5	_____	124.36	_____
	Door Switch Overhead	DSO	GT/KT	4.5	7.5	_____	245.16	_____
	Door Switch Sliding <i>(not shown)</i>	DSS	GT/KT	4.5	7.5	_____	245.16	_____
	Removable Bar	RBS 32"	GT/KT	4.8	8.0	_____	169.56	_____
	Parallel Stacking Switch with Header Mount <i>(Specify Trolley Length)</i>	PSS-HM	GT/KT	5.4	9.0	_____	258.29	_____

10	DOCKING ACCESSORIES AND STRUCTURALS					QUANTITY	PRICE EACH	EXT.
	Rack Swivel Switch	1 Plane	RSS-1	GT/KT 32"	7.5	_____	\$ 143.90	_____
		2 Plane	RSS-2	GT/KT 32"	8.0	_____	188.31	_____
	Telescoping Swivel Switch	1 Plane	TSS-1	GT/KT 32" - 44"	8.0	_____	188.31	_____
		2 Plane	TSS-2	GT/KT 32" - 44"	8.5	_____	240.62	_____
		3 Plane	TSS-3	GT/KT 32" - 44"	9.0	_____	278.92	_____
	Sectional Loading Boom	SLB	KT 6'	1.30	_____	229.17	_____	_____
	Extendible Loading Boom	ELB-20	KT 20'	200	_____	2,298.81	_____	_____
		ELB-30	30'	300	_____	3,444.66	_____	_____
		ELB-40	40'	400	_____	4,595.83	_____	_____
	Brace Channel	BC-18	KT/LT	2	_____	14.67	_____	_____
	Brace Frame	BF -18	KT/LT	4	_____	30.03	_____	_____
	Joist Frame	JF	LT x 6"10' - 6"	42	_____	161.77	_____	_____
		JF	12' - 0"	48	_____	184.88	_____	_____
		JF	21' - 0"	84	_____	323.55	_____	_____
		JF	24' - 0"	96	_____	369.76	_____	_____
	End Frame	TF	4' x 8'	40	_____	153.62	_____	_____
	Truck	EF	6' x 7'	50	_____	187.60	_____	_____